

GAMMAGRAM



Volume 76 Number 4 * April 2013 * www.sierracameraclub.com

Travel Image of the Night
"Fisherman Casting Net Xiapu, China" by Jan Lightfoot



SCC April Calendar

Monday 1stPrints Program
Thursday 4th..... Nature Competition
Tuesday 9th.....General Competition
Thursday 11th or 25th Fioli Field Trip

Contents

Travel Single Honors..... 2-4
Travel Scores4
Travel Winning Sequence5
Sam Shaw Presentation Notes6
Division News7
SCC Board, Field Trip, PSA.....8

March Honor Travel Singles

Gary Cawood, Director * Peggy Seale, Assistant * Richard Myren, Judge



“Visit on Porch at Dusk” by Jeannie O’Brien



“Kyoto Garden” by Ron Larsen



“Seaweed Tender” by Willis Price



“Oregon Coast Haystack Rock” by Don Goldman



“Woman Selling Her Scarves, Guatemala” by Theo Goodwin

More March Honor Travel Singles



“Front Door Tells Family Story, Egypt” by Jeannie O’Brien



“Bandon Light” by Truman Holtzclaw



“Old Sacramento November 2011” by Monty Mattox



“NYC Streetlights At Dusk” by Barbara Maurizi

Travel Competition March Scores

Travel Directors: Gary Cawood & Peggy Seale Judge: Richard Myren

Albright, Sue	Downtown SF 2011	10	Road To Bodie 2011	10	20
Anzelc, Lynne	Columbia Icefield	11	Oxbow Morning & Smoke	11	22
Arismendi, Julie	Venice	10	Heaiu	11	21
Candilas, Linda	Moon Over Mono Lake	11	Yosemite Falls	11	22
Cawood, Gary	Window in Goritsy, Russia	11	Church of Transformation	11	22
Gaj, Jorge	Alley Rome	11	View From Ponte Fabricio	10	21
Garcia, Charlie	Slot Canyon, Lake Powell	12	Yosemite Falls by Moonlight	12	24
Goldman, Don	Delta King Old Sac	11	Oregon Coast Haystack Rock	12	23
Goodwin, Theo	Boy & Girl & Chicks, Guatemala	11	Woman Selling Scarves, Guatemala	12	23
Greenberg, Allen	Cameo Maker Pompeii	10	Rug Salesmen Kusadasi, Turkey	11	21
Gwathney, Eugenia	Croatia Sunset	10	Amber Palace India	11	21
Holtzclaw, Truman	Bandon Light	12	Sculpture Park, Weed CA	10	22
Krueger, Werner	La Conner Boats	10	Seattle Space Needle	10	20
Larsen, Ron	Kyoto Garden 1	12	Kolmanskop Buried in Sand	11	23
Lightfoot, Jan	Hardware Store Kenya	11	Fisherman Casting Net, Xiapu China	13	24
Mattox, Monty	Old Sacramento, Nov. 2011	12	Point Reyes May 2012	11	23
Maurizi, Barbara	Street Lights At Dusk	12	St. Louis City Garden	11	23
McCormick, Michele	Lunch in Verona	11	Milano Galleria	10	21
O'Brien, Jeannie	Visit on Porch at Dusk, Egypt	12	Front Door Tells Family Story, Egypt	12	24
Oliveira, Paulo	Jenkinson's Lake	11	Point Lobos	11	22
Parker, Sande	Ready for the Veterans Parade	11	Dispensing Chinese Herbal Medicine	10	21
Price, Willis	Seaweed Tender	12	Terrace Paddy Fields	11	23
Reiners, Donn	Picking Grapes Napa Valley	10			10
Scott, Dennis	Ngorongoro Ostriches	10	Arusha National Park Zebras	11	21
Seale, Peggy	Old Church, Sacé, France	11	Bucolic Countryside, Montflours	10	21
Snyder, Jeanne	Tulips at Hearst Castle	10	Sundial Bridge Redding	11	21

Travel Sequences



Albright, Sue	Bodie 2011	11
Cawood, Gary	The People of Vietnam	12
Goldman, Don	Peru Machu Picchu and Cuzco	12
Goodwin, Theo	Streets of Antigua, Guatemala	11
Holtzclaw, Truman	American River Parkway	12
Krueger, Werner	Cal Expo	12
Larsen, Ron	Varnasi Alleyways	11
Lightfoot, Jan	Canyons of Death Valley	11
Mattox, Monty	Amador City 2013	12
Maurizi, Barbara	Hadrians Wall	11
McCormick, Michelle	Roman Arena, Verona	10
Miller, Gail	Monet's Gardens	10
Oliveira, Paulo	Point Lobos, California	12
Parker, Sandy	Lasher Polo Classic	10
Price, Willis	People of China	12
Scott, Dennis	Gladden McBean Kiln	13
Sydor, Marcia	Thailand People at Work	11
Willard, Charlie	A Day in Nicaragua	12



“Yosemite Falls by Moonlight”
by Charlie Garcia

Sequence of the Night

by Dennis Scott



The Twilight Zone and Beyond

Notes from Sam Shaw's Presentation on Night Photography

What is the Twilight Zone? There are three Twilight Zones. **Civil twilight** is defined to begin in the morning, and to end in the evening when the center of the Sun is geometrically 6 degrees below the horizon. **Nautical twilight** is defined to begin in the morning, and to end in the evening, when the center of the sun is geometrically 12 degrees below the horizon. **Astronomical twilight** is defined to begin in the morning, and to end in the evening when the center of the Sun is geometrically 18 degrees below the horizon.

For example if Sunset is at 8:00 PM and Sunrise is at 6:18 AM (8/12/12), then: Civil Twilight - 8:00 PM - 8:28 PM Nautical Twilight - 8:28 PM - 9:01 PM Astronomical Twilight - 9:01 PM - 9:37 PM Beyond - 9:37 PM - 4:39 AM Astronomical Twilight - 4:39 AM - 5:16 AM Nautical Twilight - 5:16 AM - 5:40 AM Civil Twilight - 5:40 AM - 6:18 AM

I have the word STABILIZER on my tripod that is to remind me to turn off the stabilizer on my lens when using the tripod. With some lenses having the stabilizer turned on while using a tripod actually creates a blurry image. Some newer lenses have fixed this problem.



Types of Images

Colorful Skies:

Just Before Sunrise and Just After Sunset - Recommended: Tripod and Cable Release, Auto Focus, Auto Exposure

Signs, Buildings, Objects, Skylines

Recommended: Tripod and Cable Release, Auto Focus, Auto Exposure

Fireworks

Recommended: Tripod and Cable Release, Manual Focus, Manual Exposure

Fireworks Focus: 1. Auto focus on a distant object while you still have light. Change to Manual focus and note the focus point. Or 2. Manual focus on infinity and then back off a little bit.

Fireworks Exposure: Aperture - Somewhere between f8 and f22. Shutter Speed - Either shoot in Bulb or in the range of 1/2 second to 1 second. Check your image and histogram to see if you need to adjust your settings.

Zoom Images

Recommended: Tripod, Auto Focus, Auto Exposure (Time). Shutter Speed - Anywhere from 1/2 second to 5 seconds. Aperture and ISO to whatever will give you the time needed to zoom the lens.

Paint with Light and/or Images with Stars

Recommended: Tripod, Cable Release, Manual Focus, Manual Exposure, Lights Exposure for Stars - Starting Point Image Stabilizer Off Manual Focus - Infinity

Aperture - f 5.6 Exposure Time - 25 seconds ISO - 4000 Photograph the Stars, if the image is too dark use a larger f-stop, increase the time, or use a higher ISO. If the image is too light use a smaller f-stop, decrease the time, or use a lower ISO. Once you have the exposure correct for the stars focus on the subject. Auto focus doesn't work well at night unless you use a bright light or Green Laser. After auto focus with one of these methods, move focus to manual. Other option, manual focus by estimating distance. Light your subject. You need to match the amount of light to the starlight. Take a test shot. Check image and histogram. Adjust lights as needed. Move closer or further back or diffuse with paper towel.

Star Trails

Recommended: Tripod, Cable Release, Manual Focus, Manual Exposure, Multiple Exposures.

In the film days a Star Trail was recorded by setting the camera on Bulb and leaving the lens open for a long period of time. With digital cameras most people agree that you need to take a lot of short exposures and merge them together. This can be done in Photoshop or with software available from www.startrails.de.

Artistic Creations

Sometimes you capture an image but it just isn't quite right. The subject is too bright to let any stars show or it was a daylight image but would look good as a twilight or night image. That is where imagination is needed.

Division News

General Photography News

Jeanne Snyder, Director

Lynn Anzelc, Assistant

It was great to see so many new members competing in our January General competition. You also scored very well.

The board decided at our January meeting that we will now read titles in the General competition. Please keep them short as we do not have a lot of room to write on the score sheet.

We have our General Competition on April 9. We will also be having our dinner at Old Spaghetti Factory at 5:00 p.m. before the meeting. I have sent out the request for images. They are due by 9:00 a.m. on Monday April 8.

The May 14 General Program will be a members night. You the members can submit any digital images you would like comments on or have questions on how to improve. They will not be scored. We will have comments from the audience on what could be done to improve it or that it's great the way it is. Submissions of creative images is also encouraged. We have some members who no longer compete but do wonderful work. I would encourage those members to bring a couple of images and tell us how you make your images. We will start with two images per member. If we have time for more I will send out another call.

In addition we will also have a sequence of six images and a title slide like the travel sequence but it can be a sequence on any subject. One sequence per member, please. If you do not know how to put a sequence together, we can show you how that night. I wanted to let everyone know ahead of time so you can be thinking on what you would like to submit. This should be a fun night and a good learning experience. You can submit your images to me after I send out the call at the end of April.

If you have any questions please let us know.

Jeanne and Lynne

Nature Photography News

Donna Sturla Director

Kristian Leide-Lynch, Assistant

Our next Nature meeting will be a Competition on Thursday, April 4th. We have a great judge coming. Please send your images to Donna Sturla.

Dinner with the judge, 5:15 p.m. at Cafe Bernardo. Located at 28th & Capitol, Downtown Sacramento. Everyone is welcome.

Competition Guidelines

**Please review these guidelines.
Some things have changed.**

Digital Images for General, Nature and Travel Divisions should be submitted in the following format:

JPEG file format, (.jpg)

sRGB color space

100dpi

Width not to exceed 1024 pixels

Height not to exceed 768 pixels.

**The .jpg file label should be as follows;
Last name First name and Title of the image.**

Example: JohnsonJoeBullMoose.jpg.

Note: Put your last first then first name, no initials. Please no dashes, underscores or all caps. The first letter of each word in the title should be capitalized. As in a title, the small words (articles) do not need to be capitalized.


Using spaces between words is encouraged if your title is not too long.

No titles or added wording are allowed on the images except the title on the first image of a sequence.

Sierra Camera Club 2013 Board of Directors

Officers

President
Jeannie O'Brien
(916) 872-8041
jeanniephoto




Vice President
Cheryl Glackin
(916) 726-7724
caglackin@comcast.net



Treasurer
Susan Hall
(916) 723-2789
bernal1140@gmail.com




Secretary
Donna Sturla
(916) 727-3556
ddsturla@surewest.net



Gammagram Editor
Gay Kent
(916) 849-9977
kentstudios@surewest.net




Webmaster
Paulo Oliveira
(916) 600-5862
paulo@paulorenato.com




Division Directors & Assistants


General Director
Jeanne Snyder
(916) 722-1841
jeanne.snyder@yahoo.com




General Assistant
Lynne Anzelc
(916) 941-9156
ennyl@att.net




Travel Director
Gary Cawood
(916) 961-1435
garycawood@comcast.net




Travel Assistant
Peggy Seale
(916) 772-7797
pmccaleb@surewest.net



Nature Director
Donna Sturla
(916) 727-3556
ddsturla@surewest.net




Nature Assistant
Kristian Leide-Lynch
(916) 342-2371
kristian.leide-lynch@peigeneses.com



Print Director
Mike McHaney
(916) 944-0560
mikemchaney94@yahoo.com



Print Assistant
Jan Lightfoot
(707) 249-9005
comeflywithme@sbcglobal.net



Next Gold Rush Chapter Meeting June 2, 2013

The Program will include

“India” by Dr. Lloyd Bever, FPSA

“Murals of San Francisco” by Andy Tolsma and Shirley Ward, FPSA, MPSA

“Print Commentaries” by Byron Hindman, FPSA, Hon.PSA

“Making Stunning Portraits” by Susan Cowles

“Working with and Posing a Model” by Larry Cowles, FPSA



Filoli Gardens Field Trip

You will have your CHOICE of days to visit Filoli this April! Your first choice is Thursday, April 11th, (wait list) the second is Thursday, April 25th. This is the perfect time to visit Filoli Gardens, during the week when the estate is much less crowded, a real PLUS for us photographers. Recognized as one of the finest remaining country estates of the early 20th century, Filoli welcomes the public to this remarkable 654 acre property, including the 36,000 square foot Georgian country house and spectacular 16 acre English Renaissance garden. You will have MUCH to photograph! Ask your boss for the day off and pack up the macro lens! With 12 or more people, the cost will be \$12.65 per person to enter Filoli. Please note, you must pay in advance to RSVP. We need a minimum of 12 people, maximum of 25. Rain cancels. Tripods are only allowed in SPECIFIC areas. More information to follow on that AND carpooling, etc. as we get closer to April. No picnicking, but there is a Cafe on site where you can get some lunch. For more information, go to Filoli.org. Jan Lightfoot

PSA News

