

# Sierra Camera Club of Sacramento, Inc

## GAMMAGRAM



Volume 73 Number 7 \* July 2010 \* [www.sierracameraclub.com](http://www.sierracameraclub.com)



Ferrofluid by Mike McHaney

### Calendar

Sunday July 4th  
Exploring Photography  
Fireworks Field Trip (*page 4*)

Monday July 5  
No Meeting

Tuesday July 13, 7:30 p.m.  
General Photography  
Workshop (*page 3*)

Tuesday July 20, 7:30 p.m.  
Print Division  
Competition (*page 1*)

### First 2010 Print Competition

Tuesday July 20th, 7:30 p.m.

You may enter 2 prints in each Category. The two categories are Color and Monochrome. The subject matter is "open".

See page 12 of your Membership and Guidelines Book for more information.

A Label File is attached to the e-mail if you need one to make labels for the print backs.

Dave Kent, Print Director



Peeking Through Leaves by Bob Ehrhart

# Nature & Travel Divisions

For our June meeting, Nature and Travel was lucky to have Paulo Oliveira present a program on Photo Restoration, which was very helpful and informative. Paulo has posted his Power Point presentation on our website. Thank you, Paulo.

We will not meet in July or August, but we will have a competition in September, so please be out there taking photographs for our fall meeting.

\*\*\*\*PLEASE NOTE that our meeting will be Thursday, September 9th, because Labor Day is when our usual meeting would take place. Then we'll go back to Mondays in October.

Also, Donna Sturla is leading a Meetup for Albert DeBruijn on Sunday, July 24th, at 9 am. We will be photographing Victorian homes in Sacramento. Please check Albert's meetup group (Northern California Photography Group) under [www.meetup.com](http://www.meetup.com) <<http://www.meetup.com>> and join us !

Have a great summer! Donna and Charlie  
Nature/Travel Chairpersons



Remembering Manzanar by Lynne Anzelc




Teton Reflection by Dave Kent



Vegas Dreams by Greg Anzelc



Skull Arch- Alabama Hills by Truman Holtzclaw



Lattice by Bob Hubbell

Images in this Gammagram are from the June General Photography Show and Tell Meeting.

# General Photography Division


Grant Kreinberg and Chuck Pivetti, Co-directors

Well, it seemed that the June sharing program went well. It looked like everybody enjoyed participating instead of just listening to a judge.

## July Meeting

In July we will have another workshop. We will have a quick introduction to the amazing things you can do using Bridge, Camera Raw, and Photoshop to enhance images on the fly.

Then, as promised, we will retouch a portrait.



Before

After

The after image has the eyes open, less turkey neck, less flash burn, less sun burn

## August Meeting

In August we will have another competition. So it's not too early to go out and shoot something new, make a stellar image, and e-mail it to [cpivetti@winfirst.com](mailto:cpivetti@winfirst.com).

Remember, when you format an image to send to Chuck, the file name should always start with YOUR LAST NAME. If there are two of you with the same last name, then follow YOUR LAST NAME WITH YOUR FIRST INITIAL. If you don't name your files correctly, Chuck is sure to lose them in his computer.

## TIP OF THE MONTH

By Chuck Pivetti

When making composites using layers, before resizing images right click in the Layers Panel and convert your layer content to Smart Object. That way after reducing a layer content's size, you can always come back and enlarge that layer's content with no loss in quality.

Rah! Rah! for ADOBE CAMERA RAW. Did you know that even if you shoot in JPEG, you can still use Adobe Camera Raw to enhance your images non-destructively? With Adobe Bridge open, when you go to Preferences you will find Camera Raw Preferences, too. Select Camera Raw Preferences and activate "Automatically open JPEG with settings." And if you have one of those strange cameras that will let you shoot in TIFF format, you can activate that, too.



USS Missouri by Natalie Alfid

# President's Message

By Bob Hubbell

Woa! It's getting hot around here. Not unexpected in Sacramento. Time to hunker down in the shade of your tripod. Several photo ops happen each year in July. First, there's Epee's Great Race July 17. <<http://thegreatrace.org>> Lots of action, especially where the racers are switching from kayaks to bikes, etc. Check the website for details. The Courtland Pear Festival is on July 25. <<http://pearfair.com>> Booths, parade at 1:00 PM, lots of local color.

I'm not sure where you can find fireworks on the Fourth of July this year. A lot of communities have canceled due to budget problems. The Bee usually runs a list prior to the Fourth. (SEE BELOW)

Another possibility: the Strauss Festival in Elk Grove, July 22-25. <<http://straussfestival.com>> Dancers in beautiful gowns and evening wear. It runs from 7:45 to around 10:00 PM, but get there early because the good "seats" (your own blankets and lawn chairs) get taken early. The evening begins with the dancers taking a promenade around the park, where you can shoot close-ups. Then they do waltzes and polkas on stage. Ah the romance: long, swirling gowns, etc. Bring a picnic and a bottle of wine if you wish. Free, but \$10 to park.

Here's another website for you: <<http://www.jaymaisel.com/recent-work>> Lots of interesting and unique ideas.

## Exploring Photography July 4th


Jan Lightfoot will be leading the Exploring Photography Group to Suisun. Following is from the website. <[www.meetup.com/exploringphotography](http://www.meetup.com/exploringphotography)> Fireworks can be a bit intimidating for a lot of photographers, but the truth is, they are very easy and fun to shoot! And the Waterfront District in Suisun provides probably the best fireworks display in the region. The boats in the harbor and the fireworks reflected in the water make for some great shots, so come on out and join in the fun.

We will meet near the paddlewheel boat dock on the west side of the waterfront.

Things you will need: A good, sturdy tripod is a must. Your camera must have manual exposure settings - you must have the ability to control the ISO, aperture

and shutter speed (and BULB for long exposures). A remote shutter cable or release (If you don't have a shutter release cable, bring a lens cap, we'll make it work!) You will need a lens that can focus manually, preferably a with a normal or wide angle focal length. And always bring your camera manual.

If you haven't photographed fireworks before, I will provide a handout for how to shoot them and help you get set up. However, please make sure you are comfortable with your own camera settings, because I am a Canon shooter and I'm not all that familiar with "those other brands".



With 8 photographers and assistant Sam Shaw, Truman Holtzclaw led our group to the Eastern Sierras. It is truly his domain (or maybe playground). Truman is generous with his knowledge and help, even providing a ladder to get the best shots through some arches in Alabama Hills.

It was truly a great experience visiting some sites we had not seen on other trips to the area.

There was the Cerro Gordo Ghost Town with the motto "Of all the paths you take in life, make sure a few of them are dirt." The dirt



road 7.5 miles up to 8500 feet was truly an experience. We all had a great time and got some great pictures.

Thank you Truman,  
Dave and Gay Kent.